

Features

- Cavity Triplexer for 700 MHz LTE Band.
- Very compact size and low weight. (100 x 100 x 50 mm)
- 1.8 dB typical Insertion loss @ room temp.
- 85 dB typical DL to UL Isolation.



Electrical Specifications

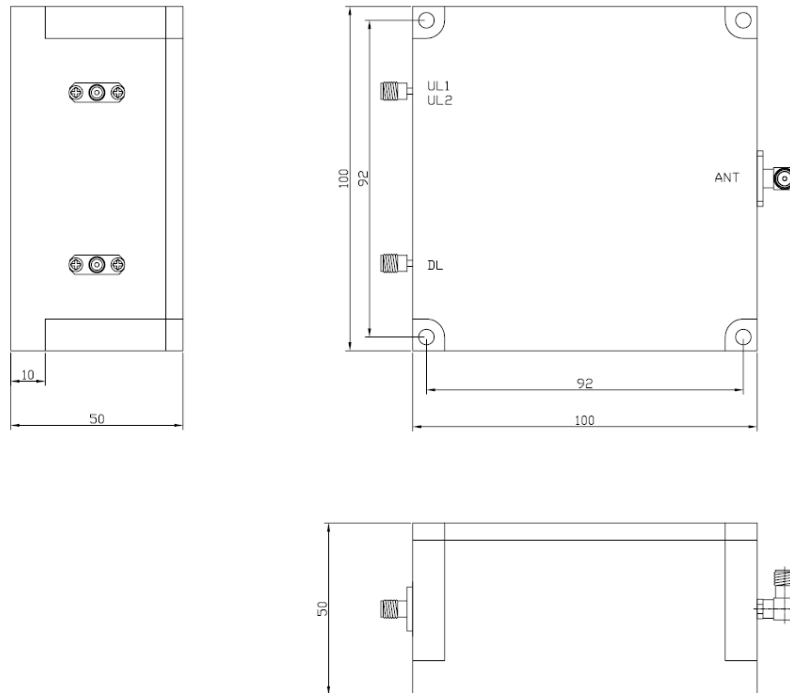
Parameter	700 MHz Band (LTE Band)			Remark	
	DL	UL1	UL2		
Frequency Range	728.0 ~ 757.0 MHz	698.0 ~ 716.0 MHz	777.0 ~ 787.0 MHz		
Bandwidth	29 MHz	18 MHz	10 MHz		
Insertion Loss	2.5 dB Max.	2.5 dB Max.	2.5 dB Max.		
Pass Band Ripple	1.0 dB Max.	1.0 dB Max.	1.0 dB Max.		
Return Loss	18.0 dB Min.	18.0 dB Min.	18.0 dB Min.		
Attenuation	LTE Band	-	-	728 ~ 757 MHz	
	Cellular Band	50.0 dB Min.	80.0 dB Min.	80.0 dB Min.	869 ~ 894 MHz
	PCS Band	50.0 dB Min.	80.0 dB Min.	80.0 dB Min.	1930 ~ 1995 MHz
	AWS Band	50.0 dB Min.	80.0 dB Min.	80.0 dB Min.	2110 ~ 2155 MHz
Isolation (DL to UL)	80.0 dB Min.				
Power Handling	5.0 Watts Max.			RMS	
Group delay	200.0 nS Max.				
Operating Temp.	-10 °C ~ + 80 °C				
RF Connector	ANT : SMA Right Angle, UL/DL Port : SMA 2H				

Mechanical

Dimensions¹⁾ 100 x 100 x 50 mm

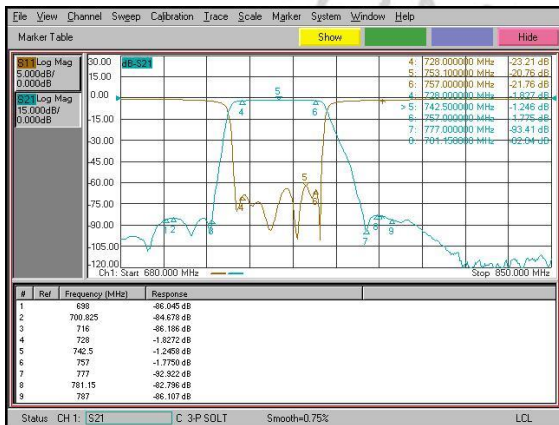
1) Exclude connectors, and mounting bracket extension

Outline Drawing

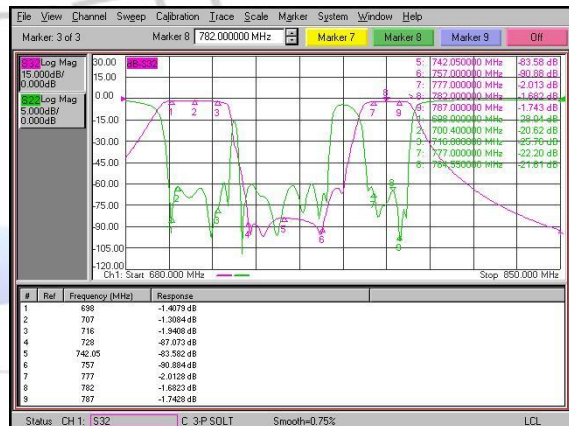


Units : mm, Tolerance : +/- 0.2 mm

Typical Response



Duplexer (DL) path Transmission



Duplexer (UL) path Transmission

Test Summary

Parameter	Specification	700 MHz Band (LTE Band)									Remark	
		DL			UL1			UL2				
		25°C	-10°C	80°C	25°C	-10°C	80°C	25°C	-10°C	80°C		
Frequency Range		728.0 ~ 757.0 MHz			698.0 ~ 716.0 MHz			777.0 ~ 787.0 MHz				
Bandwidth		29 MHz			18 MHz			10 MHz				
Insertion Loss	2.5 dB Max.	1.83	1.71	2.10	1.94	1.85	2.18	2.01	1.88	2.36		
Pass Band Ripple	1.0 dB Max.	0.58	0.52	0.60	0.63	0.61	0.68	0.33	0.30	0.44		
Return Loss	18.0 dB Min.	20.7	21.0	20.5	20.6	19.9	21.7	21.8	22.2	20.4		
Attenuation	LTE Band	-			-			-			728 ~ 757 MHz	
	Cellular Band	DL 50 dB Min. UL 80 dB Min.	117			103.3						869 ~ 894 MHz
	PCS Band	DL 50 dB Min. UL 80 dB Min.	107			104.2						1930 ~ 1995 MHz
	AWS Band	DL 50 dB Min. UL 80 dB Min.	113			99.6						2110 ~ 2155 MHz
Isolation (DL to UL)	80 dB Min.	82.7	82.7	82.8	83.5	83.6	83.9	83.5	83.6	83.9		
Power Handling	5.0 Watts Max.										RMS	
Group delay	200 nS Max.	127.0 nS										
Operating Temp.		-10 °C ~ + 80 °C										
RF Connector		ANT : SMA Right Angle, UL/DL Port : RF Cable with SMB										

ADVANCED MOBILE TECHNOLOGIES